

Paddy Eger  
Educating  
America  
News on Schools

A Newsletter Supporting k-8 Classrooms Volunteerism

Winter, 2018

Volume 18:1



This quarter's newsletter is focused on

## Powerful Acronyms for Powerful Learning

Learning has cycles, spirals of actions. These demand awareness of the subject matter to be introduced, knowledge with ample time to gather information, translation/organization of the data, reflection and sharing the ideas gathered.

The following techniques in whole or in part are valuable and deserve inclusion in class tasks. Let's look briefly at each idea. You be the judge of which techniques fit your style and your classroom needs.

**RAP:** Discussions lead to informed conclusions.

**R** = restate the question to be certain you are on the right track

**A** = answer/share your opinion and/or knowledge

**P** = prove your point using 2 specific details found in the text/material

A goal is a dream with a deadline. To achieve it, you must be **SMART** about it.

Specify goals with

Measurable accomplishment that are

Attainable and they must share

Results by way creating

Time-sensitive bench marks

Vary your practices to create a broader way of handling the diverse ways students think. The more we work with new material over time, the stronger our associations with new skills will become and the better organized and integrated our knowledge will become.

Continued on page 2...

**RAP**

**SMART**

**STRATEGIES**

**SCAMPER**

**RACE**

Powerful Acronyms For Powerful Learning	1
Quotes to Ponder	1
About Me	2
Powerful Acronyms For Powerful Learning cont.	2
Resources	3
Need Organizations Tools?	3
One Way to Look at It	3
Final Notes	4
Ideas and Materials	4

### Quotes to Ponder

*There are 17,000 three-letter acronyms in American English.*

~Paul Boutin

*T.O.D.A.Y.—Turn On Dreams, Act on Yesterday*

~Anonymous



My name is Paddy Eger. I'm a retired teacher, a volunteer trainer, a classroom volunteer, a blogger and a writer across several genre. When I'm not writing YA novels, my focus is on encouraging adults to volunteer in classrooms

One of the greatest pleasures of my week is stepping into classrooms to support teachers and students. I'm one of those retired educators who can't stay away. I enjoy helping students with reading and writing and watching the ah-ha's light up their faces.

As you read through this newsletter I hope you will share your ideas and comments with me through my email [Paddy@PaddyEger.com](mailto:Paddy@PaddyEger.com)

You are invited to share this information with other interested persons. All I ask is that you credit me as your source and include my website address. —Thanks.

**Find me on:**   



and



Remember struggles and mistakes are important in developing persistence and may help students become more durable learners. Using a variety of **STRATEGIES** helps develop long-term memory.

**S**ynthesize your

**T**hinking as you

**R**ead and work to understand.

**A**ttend to details. Use

**T**rial and

**E**rror to

**G**enerate

**I**nformation and produce

**E**vidence in your

**S**tatements.



One way to problem solve is to **SCAMPER** to ignite your creativity. (This organized brainstorming was created by Bob Eberle in 1970 and still works today.)

**S**ubstitute, switch-up, or swap your materials or resources

**C**ombine, blend, or merge ideas or products

**A**dapt, alter, or amend your plan

**M**odify (magnify or minify) your idea to strengthen it

**P**ut it to a new/different use

**E**liminate or exchange feature to streamline your thinking

**R**everse or rearrange components or sequences while you search for the best outcome

Now you can **RACE** to your conclusion:

**R** – restate your conclusion

**A** – Answer all parts of your question

**C** - Cite evidence found in your text or materials

**E** – Explain how your evidence supports the original question.



## Resources

**Samples of Printed Resource Topics and Materials**

*How to Teach Thinking Skills within the Common Core* by James A. Bellanca, Robin J. Fogarty and Brian M. Pete

*Logic Countdown* by Prufrock Press

*Educating America: 101 Strategies for Adult Assistants in K-8 Classrooms* p.54-59

*Analogies for Critical Thinking* by Teacher Created Resources

Critical Thinking workbooks from Houghton-Mifflin, Rainbow Resource, Teacher Created Resources, Carson Della Rosa Thrift Books, etc. (available online)

**Samples of Online Resources:**

Edutopia.org | EyeonEducation.com | U.S. Dept. of Education website

10 Fun Web Apps. Games for Teaching Critical Thinking at [emergingedtech.com](http://emergingedtech.com)

**One Way to Look at It (Q&A)**

Dear Paddy,

*So many acronyms! How do you expect me to remember and teach all of them?*

signed T.A.C. (*Tired and Confused*)

Dear T.A.C.,

Using acronyms is meant to help students remember procedures and the best order for completing various tasks. You don't need to use all of them, just the ones that help your classroom work through projects.

It's best to make simple charts to hang in your classroom. Include with the acronym (initials as a shortcut) plus a brief mention of what each stands for. Check out educational pages on Pinterest for more than you can ever want to use.

Good Luck!

**I want to hear from you!**

Tell me about your adult assistant achievements, successes and challenges.

I welcome your feedback, ideas for future newsletter content and contact information for anyone you would like to receive this free resource.

I'm available for interviews, speaking, training seminars and guest blogging.

Write me at [Paddy@PaddyEger.com](mailto:Paddy@PaddyEger.com) or call 425-420-5161 for more information.

**Need Tools for Small Groups?**

Tired of kids in small groups needing a sharp pencil? a paper clip? scissors? Want a way to keep them focused and seated?

Each pouch can be fastened into a 3-ring notebook or kept loose in the zip closed pouch. It's easy to grab up and take outside the classroom as well.

Kits are available for \$6.50 USD each and includes tax and shipping within the U.S. Supplies are limited. Receive delivery within 14 business days.



# FINAL NOTES

Check out the Critical Thinking Skill Builder materials on my website.

## Looking for Ideas to Train Para Educators or Classroom Volunteers?

Training classroom support takes more time than most educators have available.

Book a training session today!!

- \* Sessions are tailor-made to meet your needs.
- \* Presentations are hands-on and interactive.
- \* Training sessions range from 45 minutes to 3 hours.

Want details? Contact me, Paddy Eger, at 425-420-5161 (west coast business hours). Together we'll create a plan that works for you anytime of the year.




## Educating America materials provide quick and easy ideas!


They include the award-winning *Educating America: 101 Strategies for Adults in K-8 Classrooms*, a desktop flipbook and a workbook. Take a look inside each when you visit [www.paddyeger.com](http://www.paddyeger.com) and select the Educating America portion of the website.

The book, flipbook, and workbook are available from your favorite bookstores, Tendril Press, and online sources for ebooks. At this time, the student reminder cards are available through my website [www.paddyeger.com](http://www.paddyeger.com), at Teacher's Notebook and Teachers Pay Teachers or by contacting me directly at 425-420-5161.


Check out my materials online as seen on [www.TeachersPayTeachers.com](http://www.TeachersPayTeachers.com) and on [www.TeachersNotebook.com](http://www.TeachersNotebook.com). Both resources also provide parent ideas as well as information for educators.



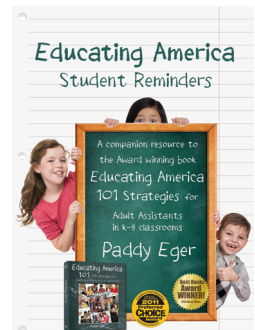
**Educating America**  
101 Strategies  
for Adult Assistants in K-8 Classrooms  
ISBN: 978-0-9831587-5-2



**Educating America**  
Desktop Flipbook  
ISBN: 978-0-9858933-1-6



**Educating America**  
Getting Started  
ISBN: 978-0-9858933-6-1



**Educating America**  
Student Reminders

## Win FREE Materials

1. Write a paragraph-long Review about any of the Educating America materials as listed on Amazon.
2. Include which strategies you plan to incorporate when you are working in a classroom.
3. Post the review.
4. Email a copy of that review to [PaddyEger@aol.com](mailto:PaddyEger@aol.com).
5. I will offer you one of a variety of printed materials to meet your specific needs. Each offering is valued at \$6.50 and includes free shipping.